

DATA Analytics on Allied Health

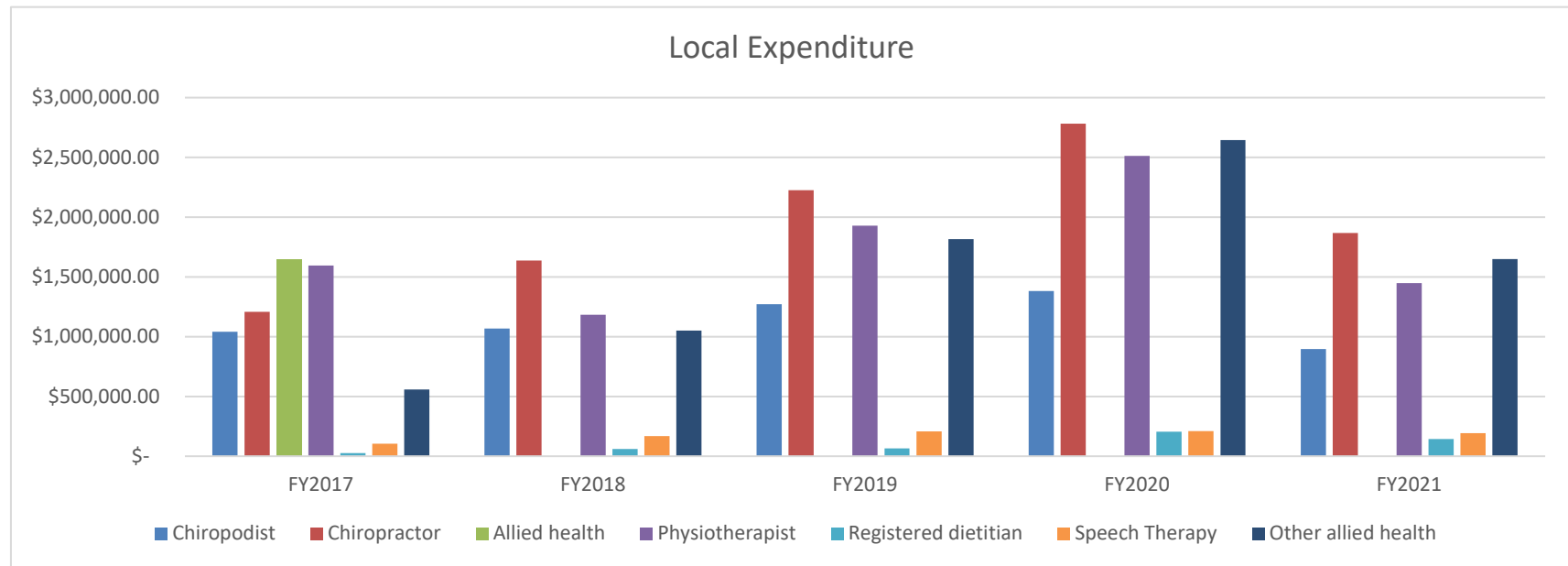
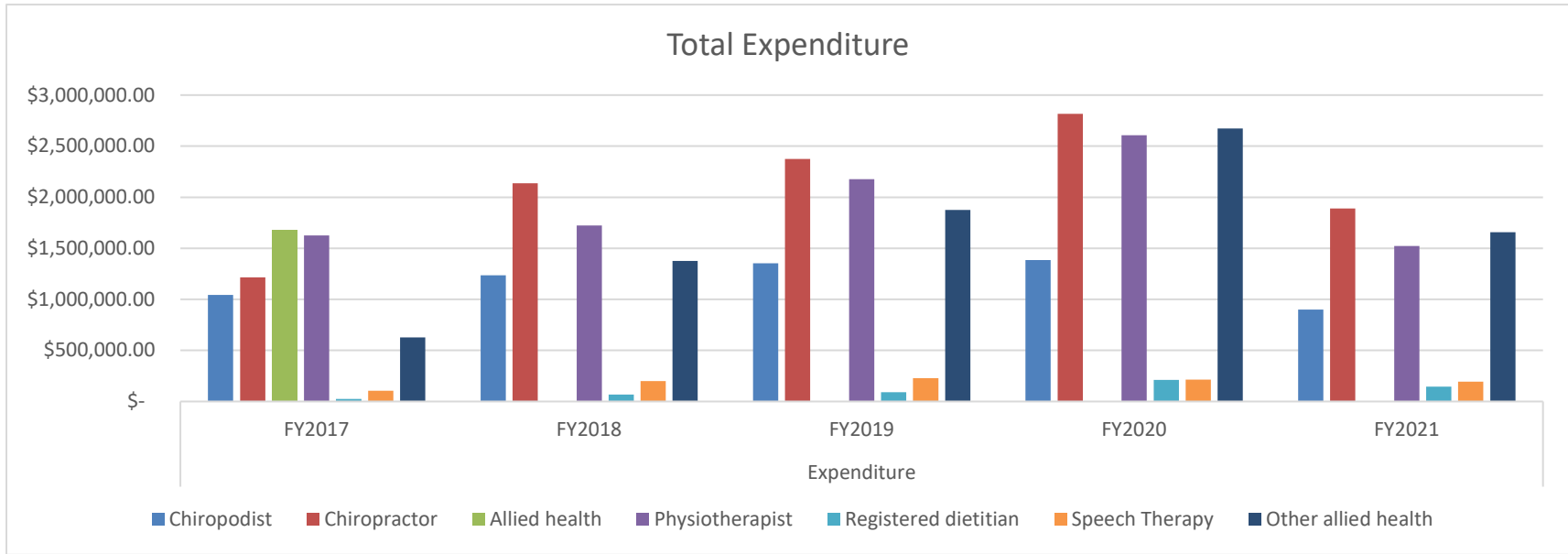
Request

1. A request was submitted to provide information on expenditure related to allied health services on/off island.

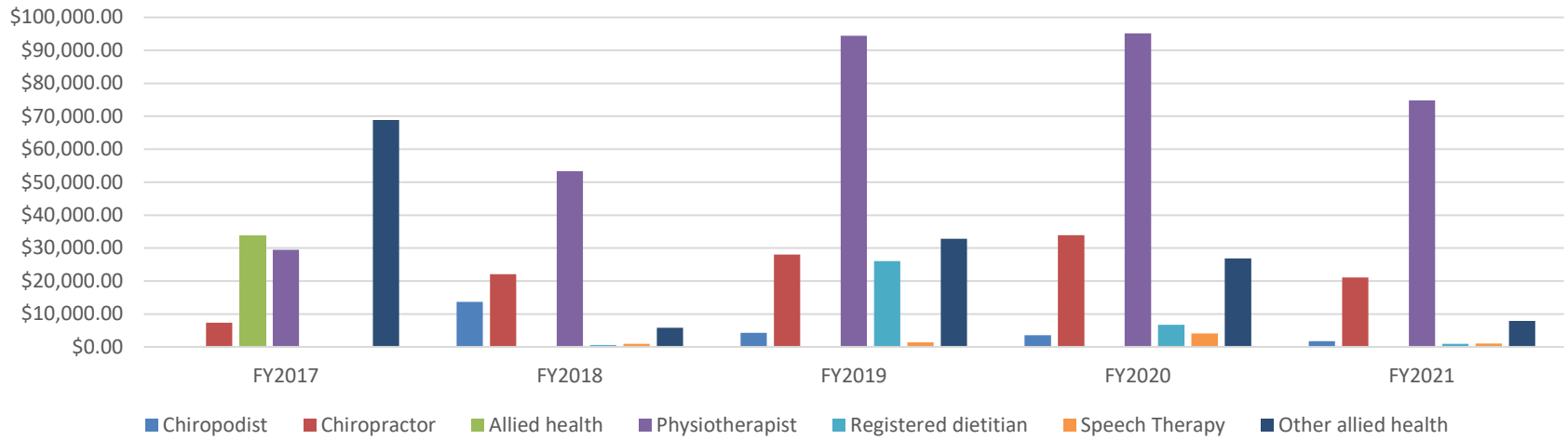
Disclaimer

2. The data is provided by the Bermuda Health Council and must be cited and authorized prior to publication or use. Bermuda Health Council does not make any guarantees or provide third party validation for the data sources.
3. The data provided is from claims submitted to the Health Council by insurers (excluding local non-subsidy hospital claims. Claims from overseas hospitals are included). The data is from health business submitting claims for the specified criteria outlined (i.e. conditions identified through diagnosis (ICD-9 or ICD-10) or procedure codes (CPT or local hospital charge codes)).
4. Fiscal year (FY) is from April 1st till March 31st. **FY21 data currently from the months of April-January and excludes claims from one insurer.**
5. Insurers included are: BF&M, CG, Argus, GEHI, HIP and FTC
6. Subsidy includes claims from: Youth, Age, Indigent

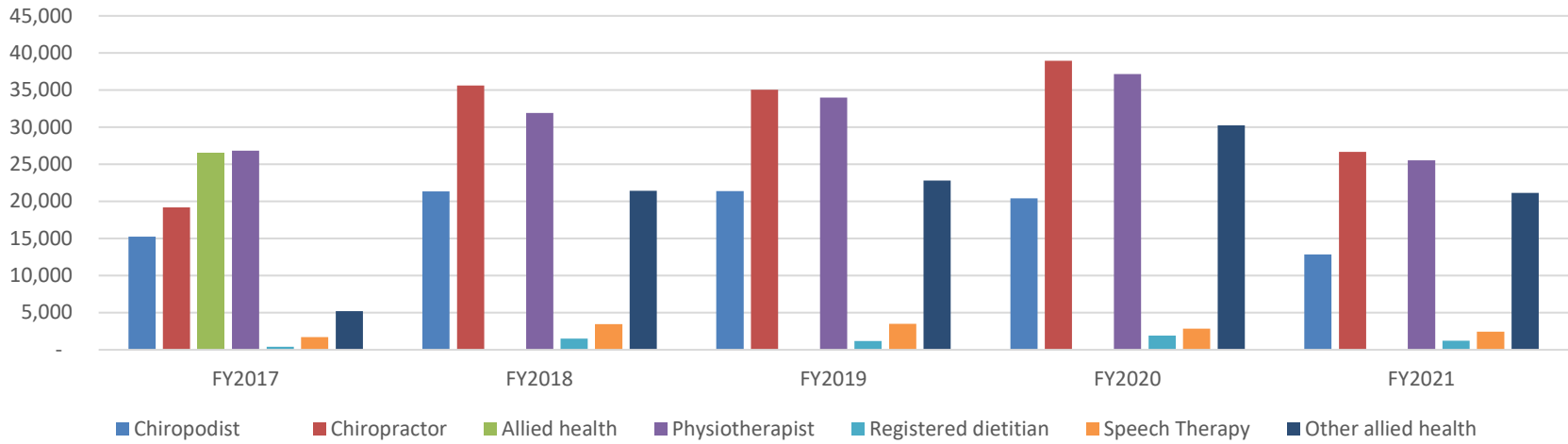
General data



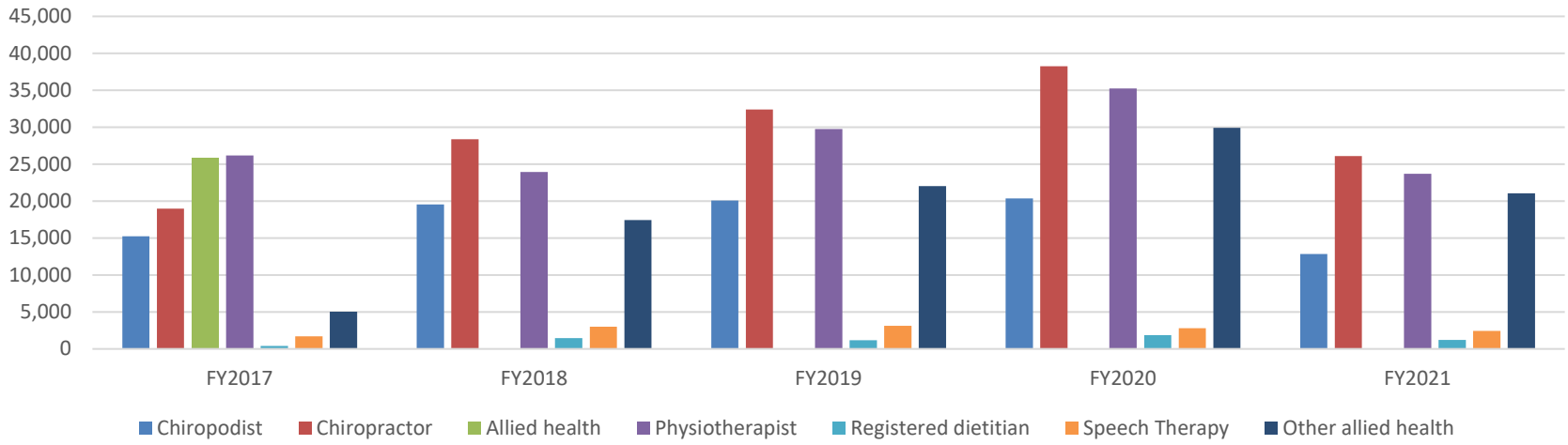
Overseas Expenditure



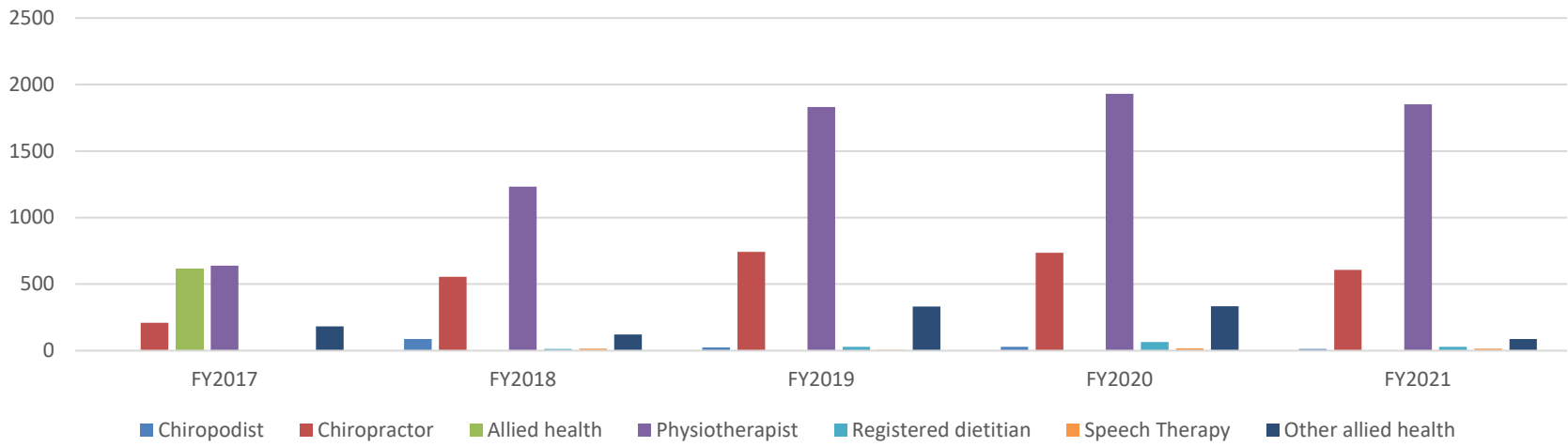
Total Claim Count



Local Claim Count



Overseas Claim Count



Expenditure

Table 1. The following numbers are claim amounts related to allied health.

	FY2017	FY2018	FY2019	FY2020	FY2021
Chiropodist	\$1,042,261.80	\$1,234,460.93	\$1,352,387.11	\$1,385,617.61	\$899,590.13
Chiropractor	\$1,214,725.99	\$2,136,515.14	\$2,374,708.50	\$2,817,077.90	\$1,888,293.19
Allied health	\$1,676,588.25	\$0.00	\$0.00	\$0.00	\$0.00
Physiotherapist	\$1,625,144.76	\$1,723,687.49	\$2,176,622.70	\$2,608,314.86	\$1,522,402.76
Registered dietitian	\$25,545.17	\$66,616.72	\$91,815.23	\$211,408.90	\$145,373.72
Speech Therapy	\$104,123.00	\$200,493.00	\$229,743.98	\$213,609.61	\$192,955.69
Other allied health	\$627,566.61	\$1,375,868.11	\$1,875,316.86	\$2,672,292.13	\$1,656,349.77

Table 2. The following numbers are claim amounts related to allied health for local claims only.

	FY2017	FY2018	FY2019	FY2020	FY2021
Chiropodist	\$1,042,191.80	\$1,067,402.36	\$1,272,166.05	\$1,382,109.15	\$897,841.89
Chiropractor	\$1,207,412.80	\$1,636,611.42	\$2,224,727.82	\$2,783,144.67	\$1,867,214.57
Allied health	\$1,642,877.58	\$0.00	\$0.00	\$0.00	\$0.00
Physiotherapist	\$1,595,666.54	\$1,183,624.88	\$1,928,623.38	\$2,513,206.60	\$1,447,542.88
Registered dietitian	\$25,446.26	\$61,652.94	\$65,729.36	\$204,741.34	\$144,463.00
Speech Therapy	\$103,999.00	\$167,671.00	\$206,629.66	\$209,531.92	\$191,956.00
Other allied health	\$558,675.24	\$1,052,038.61	\$1,815,636.89	\$2,645,413.10	\$1,648,484.15

Table 3. The following numbers are claim amounts related to allied health for overseas claims only.

	FY2017	FY2018	FY2019	FY2020	FY2021
Chiropodist	\$70.00	\$13,695.14	\$4,238.66	\$3,508.46	\$1,748.24
Chiropractor	\$7,313.19	\$22,045.35	\$28,008.93	\$33,933.23	\$21,078.62
Allied health	\$33,710.67	\$0.00	\$0.00	\$0.00	\$0.00
Physiotherapist	\$29,478.22	\$53,312.76	\$94,446.46	\$95,108.26	\$74,859.88
Registered dietitian	\$98.91	\$612.74	\$26,085.87	\$6,667.56	\$910.72
Speech Therapy	\$124.00	\$886.00	\$1,382.32	\$4,077.69	\$999.69
Other allied health	\$68,891.37	\$5,848.37	\$32,816.16	\$26,879.03	\$7,865.62

Table 4. The following numbers are claim amounts related to allied health by sex.

		<i>Chiroprapist</i>	<i>Chiropractor</i>	<i>Allied health</i>	<i>Physiotherapist</i>	<i>Registered dietitian</i>	<i>Speech Therapy</i>	<i>Other allied health</i>
FY2017	Male	\$370,593.00	\$508,392.05	\$625,419.00	\$679,478.51	\$8,188.73	\$73,097.00	\$227,777.22
	Female	\$644,042.80	\$663,994.34	\$986,745.87	\$906,245.25	\$16,667.44	\$28,333.00	\$397,429.84
FY2018	Male	\$536,214.76	\$1,050,615.35	\$0.00	\$713,965.08	\$39,503.50	\$116,369.00	\$741,244.91
	Female	\$695,970.17	\$1,080,555.79	\$0.00	\$1,009,482.41	\$27,113.22	\$84,124.00	\$627,002.20
FY2019	Male	\$598,246.17	\$1,159,528.27	\$0.00	\$926,388.14	\$39,718.79	\$126,777.16	\$993,574.59
	Female	\$732,243.93	\$1,190,475.76	\$0.00	\$1,231,256.69	\$50,392.62	\$101,386.82	\$850,459.27
FY2020	Male	\$579,518.68	\$1,209,065.96	\$0.00	\$934,481.80	\$81,983.05	\$80,685.43	\$1,439,371.76
	Female	\$655,126.42	\$1,174,870.48	\$0.00	\$1,119,490.55	\$127,142.85	\$85,571.22	\$1,056,602.23
FY2021	Male	\$324,768.90	\$684,056.32	\$0.00	\$475,262.87	\$39,248.00	\$74,122.00	\$705,744.34
	Female	\$386,898.55	\$698,999.50	\$0.00	\$659,955.88	\$92,584.00	\$61,477.69	\$548,439.62

Table 5. The following numbers are claim amounts related to allied health by sex for local claims.

		<i>Chiroprapist</i>	<i>Chiropractor</i>	<i>Allied health</i>	<i>Physiotherapist</i>	<i>Registered dietitian</i>	<i>Speech Therapy</i>	<i>Other allied health</i>
FY2017	Male	\$370,593.00	\$506,331.60	\$612,509.85	\$669,480.82	\$8,139.28	\$73,097.00	\$197,305.43
	Female	\$643,972.80	\$658,741.60	\$967,939.73	\$886,764.72	\$16,617.98	\$28,209.00	\$359,010.26
FY2018	Male	\$477,670.02	\$836,931.48	\$0.00	\$491,800.34	\$38,146.00	\$94,576.00	\$623,503.49
	Female	\$587,456.34	\$794,335.94	\$0.00	\$691,584.54	\$23,506.94	\$73,095.00	\$420,914.12
FY2019	Male	\$568,553.98	\$1,097,629.58	\$0.00	\$816,341.33	\$38,996.82	\$108,658.84	\$963,892.28
	Female	\$681,785.06	\$1,103,466.00	\$0.00	\$1,094,304.80	\$25,028.72	\$96,390.82	\$820,731.61
FY2020	Male	\$578,654.29	\$1,191,983.43	\$0.00	\$890,563.21	\$77,651.63	\$76,985.44	\$1,424,988.95
	Female	\$653,730.84	\$1,159,318.67	\$0.00	\$1,082,142.71	\$126,269.71	\$85,193.52	\$1,045,332.39
FY2021	Male	\$324,398.73	\$677,736.34	\$0.00	\$449,779.34	\$38,828.00	\$74,037.00	\$704,209.98
	Female	\$386,020.48	\$691,083.42	\$0.00	\$632,232.98	\$92,584.00	\$60,563.00	\$542,940.00

Table 6. The following numbers are claim amounts related to allied health by sex for overseas claims.

		Chiropodist	Chiropractor	Allied health	Physiotherapist	Registered dietitian	Speech Therapy	Other allied health
FY2017	Male	\$0.00	\$2,060.45	\$12,909.15	\$9,997.69	\$49.45	\$0.00	\$30,471.79
	Female	\$70.00	\$5,252.74	\$18,806.14	\$19,480.53	\$49.46	\$124.00	\$38,419.58
FY2018	Male	\$4,071.12	\$11,097.32	\$0.00	\$28,709.20	\$0.00	\$676.00	\$3,756.54
	Female	\$9,624.02	\$10,948.03	\$0.00	\$24,603.56	\$612.74	\$210.00	\$2,091.83
FY2019	Male	\$2,212.19	\$14,684.39	\$0.00	\$49,735.42	\$721.97	\$1,382.32	\$23,499.97
	Female	\$2,026.47	\$12,802.31	\$0.00	\$44,105.42	\$25,363.90	\$0.00	\$9,046.19
FY2020	Male	\$864.39	\$17,082.53	\$0.00	\$43,918.59	\$4,331.42	\$3,699.99	\$14,382.81
	Female	\$1,395.58	\$15,551.81	\$0.00	\$37,347.84	\$873.14	\$377.70	\$11,269.84
FY2021	Male	\$370.17	\$6,319.98	\$0.00	\$25,483.53	\$420.00	\$85.00	\$1,534.36
	Female	\$878.07	\$7,916.08	\$0.00	\$27,722.90	\$0.00	\$914.69	\$5,499.62

Table 6. The following numbers are claim amounts related to allied health by age.

		Age								
		0-18	19-25	26-35	36-45	46-55	56-65	66-79	80-100	>100
FY2017	Chiropodist	\$47,801.00	\$19,871.00	\$72,727.00	\$123,882.00	\$197,174.80	\$201,532.00	\$216,981.00	\$133,369.00	\$1,257.00
	Chiropractor	\$40,951.16	\$44,666.60	\$208,248.02	\$340,585.12	\$292,504.11	\$159,806.97	\$77,033.41	\$8,668.00	\$61.00
	Allied health	\$88,830.33	\$90,938.58	\$270,455.34	\$361,861.26	\$394,921.65	\$275,395.69	\$166,629.58	\$22,216.00	
	Registered Dietitian	\$118,486.54	\$64,305.59	\$219,543.42	\$315,501.63	\$382,990.53	\$279,326.43	\$171,129.44	\$34,440.18	
	Physiotherapist	\$1,280.15	\$495.00	\$2,394.00	\$4,077.45	\$7,222.59	\$7,289.98	\$1,837.00	\$849.00	
	Speech Therapist	\$99,673.00	\$53.00	\$305.00	\$279.00	\$537.00	\$371.00	\$159.00	\$53.00	
	Other allied health	\$133,610.16	\$52,778.44	\$172,046.88	\$132,546.37	\$57,492.37	\$31,627.39	\$10,150.00	\$37,315.00	
FY2018	Chiropodist	\$41,736.30	\$20,018.57	\$72,504.41	\$127,830.75	\$220,110.88	\$278,260.75	\$300,217.12	\$172,016.15	\$1,358.00
	Chiropractor	\$65,606.76	\$86,045.90	\$409,190.71	\$584,042.51	\$501,163.75	\$329,822.27	\$147,612.24	\$12,543.00	
	Registered Dietitian	\$177,261.90	\$66,627.35	\$249,490.59	\$331,293.70	\$378,563.71	\$319,243.41	\$170,025.01	\$31,181.82	
	Physiotherapist	\$2,379.44	\$467.00	\$13,169.00	\$17,819.00	\$14,394.12	\$10,574.22	\$5,838.94	\$1,975.00	
	Speech Therapist	\$189,540.00	\$773.00	\$630.00	\$1,140.00	\$2,430.00		\$612.00	\$5,368.00	

FY2019	Other allied health	\$101,563.00	\$56,743.13	\$246,686.82	\$280,014.71	\$311,726.94	\$243,019.75	\$113,588.16	\$22,525.60	
	Chiropracist	\$35,990.91	\$22,807.30	\$76,013.89	\$134,258.03	\$245,645.58	\$305,300.37	\$326,666.03	\$186,158.00	\$509.00
	Chiropractor	\$87,238.03	\$74,360.51	\$421,582.27	\$628,981.38	\$586,743.28	\$373,808.88	\$151,335.19	\$16,540.96	
	Registered Dietitian	\$184,142.85	\$76,425.51	\$316,713.26	\$458,512.26	\$484,216.33	\$387,042.05	\$198,064.76	\$47,856.16	
	Physiotherapist	\$531.76	\$2,576.38	\$12,755.72	\$13,587.94	\$19,025.51	\$34,955.16	\$5,872.76	\$324.00	
	Speech Therapist	\$209,011.98	\$4,119.00	\$1,355.00	\$1,381.00	\$3,863.00	\$53.00	\$3,468.00	\$6,387.00	
FY2020	Other allied health	\$151,088.27	\$77,493.05	\$327,853.68	\$394,818.96	\$388,444.52	\$322,022.18	\$160,441.92	\$53,154.28	
	Chiropracist	\$43,854.10	\$22,670.75	\$88,264.90	\$151,314.96	\$242,716.45	\$315,311.22	\$334,526.45	\$183,829.78	\$1,726.00
	Chiropractor	\$94,639.80	\$111,927.32	\$506,120.07	\$763,997.27	\$662,089.58	\$469,551.21	\$180,530.12	\$24,736.53	
	Registered Dietitian	\$228,258.45	\$98,893.14	\$430,988.29	\$519,401.12	\$559,961.00	\$450,664.96	\$252,582.92	\$64,126.98	
	Physiotherapist	\$8,100.20	\$4,823.62	\$15,209.56	\$25,899.41	\$44,746.13	\$71,470.12	\$34,043.86	\$6,526.00	
	Speech Therapist	\$199,427.91	\$605.00	\$1,125.20	\$772.00	\$3,521.50	\$1,488.00	\$3,864.00	\$2,806.00	
FY2021	Other allied health	\$258,966.69	\$119,899.01	\$436,386.74	\$552,209.81	\$536,809.46	\$425,573.59	\$262,209.65	\$80,237.18	
	Chiropracist	\$28,311.75	\$14,275.58	\$52,923.51	\$88,171.12	\$148,346.89	\$183,396.75	\$206,233.99	\$110,391.54	\$879.00
	Chiropractor	\$71,044.57	\$99,918.56	\$319,468.10	\$467,719.55	\$431,391.72	\$301,417.46	\$109,718.11	\$12,185.12	
	Registered Dietitian	\$121,121.62	\$65,363.20	\$192,927.44	\$294,517.30	\$313,815.73	\$263,403.56	\$137,540.07	\$37,383.32	
	Physiotherapist	\$3,143.00	\$2,000.72	\$7,301.00	\$6,429.00	\$21,437.00	\$28,757.00	\$18,142.00	\$2,455.00	
	Speech Therapist	\$189,303.00	\$325.00	\$606.00	\$74.69	\$306.00	\$406.00	\$1,425.00	\$510.00	
	Other allied health	\$161,609.30	\$70,129.67	\$249,539.56	\$363,887.52	\$347,054.97	\$266,098.09	\$155,162.67	\$42,867.99	

Table 6. The following numbers are claim amounts related to allied health by age for local claims only.

FY2017		Age								
		0-18	19-25	26-35	36-45	46-55	56-65	66-79	80-100	>100
	Chiropracist	\$47,731.00	\$19,871.00	\$72,727.00	\$123,882.00	\$197,174.80	\$201,532.00	\$216,981.00	\$133,369.00	\$1,257.00
	Chiropractor	\$39,507.00	\$43,332.80	\$207,969.00	\$339,943.00	\$291,176.80	\$157,791.80	\$76,761.80	\$8,668.00	\$61.00
	Allied health	\$86,068.25	\$81,441.78	\$266,568.28	\$358,056.00	\$389,513.00	\$270,956.27	\$163,317.00	\$22,216.00	

FY2018	Registered Dietitian 4	\$112,871.4	\$59,529.84	\$218,126.42	\$313,630.72	\$376,458.84	\$275,821.75	\$165,496.35	\$34,310.18	
	Physiotherapist	\$1,280.14	\$495.00	\$2,394.00	\$4,028.00	\$7,173.14	\$7,289.98	\$1,837.00	\$849.00	
	Speech Therapist	\$99,673.00	\$53.00	\$181.00	\$279.00	\$537.00	\$371.00	\$159.00	\$53.00	
	Other allied health 5	\$126,315.9	\$47,082.88	\$138,301.53	\$115,894.75	\$52,446.00	\$31,295.13	\$10,024.00	\$37,315.00	
	Chiropodist	\$28,661.40	\$15,321.09	\$57,770.26	\$101,623.80	\$185,774.83	\$240,547.51	\$271,447.89	\$164,639.58	\$1,208.00
	Chiropractor	\$45,436.20	\$61,700.67	\$302,501.02	\$434,731.29	\$388,519.90	\$263,877.18	\$127,436.16	\$11,921.00	
	Registered Dietitian 8	\$119,553.4	\$37,849.65	\$164,611.39	\$234,142.84	\$257,180.07	\$213,797.64	\$131,028.03	\$25,461.78	
FY2019	Physiotherapist	\$1,065.00	\$377.00	\$12,214.00	\$17,069.00	\$13,777.00	\$9,838.00	\$5,802.94	\$1,510.00	
	Speech Therapist 0	\$157,258.0	\$773.00	\$630.00	\$880.00	\$2,360.00		\$612.00	\$5,158.00	
	Other allied health	\$62,918.24	\$50,411.60	\$172,096.64	\$195,708.00	\$248,374.18	\$202,268.75	\$99,721.60	\$20,539.60	
	Chiropodist	\$33,587.15	\$20,898.27	\$71,912.04	\$126,444.03	\$232,816.78	\$287,401.77	\$305,697.41	\$174,025.60	\$1,174.00
	Chiropractor	\$78,160.58	\$65,997.84	\$395,459.24	\$593,684.43	\$554,916.43	\$343,771.69	\$142,868.65	\$15,750.96	
	Registered Dietitian 2	\$158,525.5	\$57,300.92	\$292,390.17	\$410,883.79	\$439,579.06	\$332,726.91	\$180,837.19	\$32,730.30	
	Physiotherapist	\$278.00	\$2,424.00	\$12,755.72	\$13,587.94	\$18,516.62	\$9,908.64	\$5,748.44	\$324.00	
FY2020	Speech Therapist 6	\$187,107.6	\$3,729.00	\$1,355.00	\$1,381.00	\$3,793.00	\$53.00	\$3,468.00	\$5,637.00	
	Other allied health 6	\$146,836.0	\$74,972.61	\$316,957.71	\$375,364.43	\$379,627.64	\$316,595.24	\$156,608.92	\$48,674.28	
	Chiropodist	\$43,717.74	\$21,883.03	\$88,415.39	\$150,681.85	\$242,421.72	\$313,936.31	\$334,350.05	\$183,574.06	\$1,726.00
	Chiropractor	\$90,686.76	\$110,633.80	\$504,322.20	\$755,239.66	\$659,634.08	\$458,650.80	\$176,034.84	\$24,456.53	
	Registered Dietitian 6	\$215,060.9	\$89,096.25	\$427,723.40	\$508,829.33	\$547,872.33	\$426,661.87	\$238,620.19	\$56,247.27	
	Physiotherapist	\$5,627.78	\$3,191.62	\$15,209.56	\$25,899.41	\$44,027.99	\$69,625.12	\$34,043.86	\$6,526.00	
	Speech Therapist 2	\$195,727.9	\$605.00	\$975.00	\$772.00	\$3,294.00	\$1,488.00	\$3,864.00	\$2,806.00	
FY2021	Other allied health 9	\$252,996.6	\$112,417.21	\$434,593.47	\$548,931.92	\$534,645.98	\$421,002.63	\$261,073.02	\$79,752.18	
	Chiropodist	\$28,271.75	\$14,008.00	\$52,923.51	\$88,171.12	\$148,026.89	\$182,481.89	\$206,028.19	\$110,391.54	\$879.00
	Chiropractor	\$69,445.00	\$97,754.90	\$318,562.56	\$462,221.68	\$429,544.57	\$293,924.50	\$108,366.24	\$12,185.12	
	Registered Dietitian 3	\$111,874.6	\$54,376.05	\$188,538.26	\$283,673.74	\$303,533.56	\$244,003.60	\$131,764.52	\$34,050.00	
	Physiotherapist	\$2,981.00	\$1,252.00	\$7,301.00	\$6,429.00	\$21,437.00	\$28,757.00	\$18,142.00	\$2,455.00	

Speech Therapist	\$188,378.00	\$325.00	\$606.00		\$306.00	\$406.00	\$1,425.00	\$510.00
Other allied health	\$161,609.30	\$66,555.29	\$248,904.56	\$363,062.69	\$345,851.23	\$264,622.42	\$155,077.67	\$42,800.99

Table 6. The following numbers are claim amounts related to allied health by age for overseas claims only.

		<i>Age</i>							
		0-18	19-25	26-35	36-45	46-55	56-65	66-79	80-100
FY2017	Chiropracist	\$70.00							
	Chiropractor	\$1,444.16	\$1,333.80	\$279.02	\$642.12	\$1,327.31	\$2,015.17	\$271.61	
	Allied health	\$2,762.08	\$9,496.80	\$3,887.06	\$3,805.26	\$5,408.65	\$4,439.42	\$3,312.58	
	Registered Dietitian	\$5,615.10	\$4,775.75	\$1,417.00	\$1,870.91	\$6,531.69	\$3,504.68	\$5,633.09	\$130.00
	Physiotherapist	\$0.01			\$49.45	\$49.45			
	Speech Therapist			\$124.00					
	Other allied health	\$7,294.21	\$5,695.56	\$33,745.35	\$16,651.62	\$5,046.37	\$332.26	\$126.00	
FY2018	Chiropracist	\$4,672.09	\$1,859.08	\$709.15	\$2,234.54	\$1,203.24	\$1,434.24	\$1,240.23	\$342.57
	Chiropractor	\$3,549.48	\$2,127.03	\$2,350.50	\$1,614.02	\$3,246.85	\$5,926.27	\$2,741.20	\$490.00
	Registered Dietitian	\$10,181.98	\$7,604.27	\$4,424.75	\$2,918.56	\$3,613.98	\$15,544.40	\$5,238.30	\$3,786.52
	Physiotherapist	\$612.74							
	Speech Therapist	\$606.00				\$70.00			\$210.00
	Other allied health			\$1,696.98	\$688.00	\$1,408.00	\$850.00	\$1,205.39	
	Chiropracist	\$1,043.76	\$500.03	\$287.85	\$51.00	\$634.80	\$1,706.60	\$14.62	
FY2019	Chiropractor	\$3,509.45	\$3,626.15	\$1,324.99	\$2,050.14	\$5,045.42	\$9,867.77	\$2,285.01	\$300.00
	Registered Dietitian	\$14,051.97	\$9,602.06	\$4,352.09	\$10,813.47	\$9,278.02	\$29,202.85	\$5,865.14	\$11,280.86
	Physiotherapist	\$253.76	\$152.38			\$508.89	\$25,046.52	\$124.32	
	Speech Therapist	\$1,312.32				\$70.00			
	Other allied health	\$3,454.87	\$1,850.44	\$4,385.97	\$14,049.74	\$1,085.20	\$2,301.94	\$1,688.00	\$4,000.00
	Chiropracist	\$136.36	\$787.72	-\$150.49	\$633.11	\$294.73	\$1,374.91	\$176.40	\$255.72
	Chiropractor	\$3,953.04	\$1,293.52	\$1,797.87	\$8,757.61	\$2,455.50	\$10,900.41	\$4,495.28	\$280.00
FY2020	Registered Dietitian	\$13,197.49	\$9,796.89	\$3,264.89	\$10,571.79	\$12,088.67	\$24,003.09	\$13,962.73	\$7,879.71
	Physiotherapist	\$2,472.42	\$1,632.00			\$718.14	\$1,845.00		

FY2021	Speech Therapist	\$3,699.99		\$150.20		\$227.50			
	Other allied health	\$5,970.00	\$7,481.80	\$1,793.27	\$3,277.89	\$2,163.48	\$4,570.96	\$1,136.63	\$485.00
	Chiropodist	\$40.00	\$267.58			\$320.00	\$914.86	\$205.80	
	Chiropractor	\$1,599.57	\$2,163.66	\$905.54	\$5,497.87	\$1,847.15	\$7,492.96	\$1,351.87	
	Registered Dietitian	\$9,246.99	\$10,987.15	\$4,389.18	\$10,843.56	\$10,282.17	\$19,399.96	\$5,775.55	\$3,333.32
	Physiotherapist	\$162.00	\$748.72						
	Speech Therapist	\$925.00			\$74.69				
	Other allied health		\$3,574.38	\$635.00	\$824.83	\$1,203.74	\$1,475.67	\$85.00	\$67.00